





























Optimist North American Championships 2014

Final Results

Yellow Flight








Sailed: 7, Discards: 1, To count: 6, Entries: 59, Scoring system: Appendix A



































Rank	Sail Num.	Name	Gender	Country	Q1	Q2	Q3	Q4	Q5	Q6	F1	Tota
1st	SIN 117	Jodie Lai	Female	Singapore	2.0	1.0	3.0	1.0	1.0	2.0	22.0	32.0
2nd	USA 15535	Ivan Shestopalov	Male	United States	1.0	6.0	2.0	5.0	5.0	4.0	49.0	42.0
3rd	CHI 437	Benjamin Fuenzalida	Male	Chile	2.0	1.0	5.0	12.0	1.0	25.0	4.0	50.0
4th	SIN 114	Ryan Kwok	Male	Singapore	3.0	4.0	1.0	3.0	2.0	19.0	43.0	75.0
5th	USA 19781	Luke Arnone	Male	United States	7.0	60.0 DSQ	4.0	2.0	6.0	8.0	7.0	94.0
6th	USA 18307	Jack Corbett	Male	United States	10.0	4.0	8.0	8.0	3.0	2.0	52.0	87.0
7th	ARG 3504	Santiago Duncan	Male	Argentina	16.0	11.0	7.0	3.0	1.0	9.0	10.0	57.0
8th	USA 19630	Carmen Cowles	Female	United States	5.0	11.0	2.0	18.0	2.0	8.0	36.0	82.0
9th	USA 16686	Thomas Rice	Male	United States	4.0	5.0	4.0	6.0	10.0	17.0	54.0	100.0
10th	ARG 3509	Massimo Contessi	Male	Argentina	10.0	1.0	9.0	42.0	4.0	18.0	6.0	90.0
11th	SIN 118	Isaac Tang	Male	Singapore	3.0	60.0 BFD	1.0	1.0	12.0	5.0	29.0	111.0
12th	CAN 1587	Jack Rieder	Male	Canada	5.0	60.0 BFD	16.0	5.0	4.0	3.0	18.0	111.0
13th	ARG 3515	Maria Clara Vignati	Female	Argentina	22.0	3.0	9.0	13.0	3.0	2.0	37.0	89.0
14th	SIN 119	Samuel Neo	Male	Singapore	1.0	2.0	60.0 DSQ	1.0	6.0	1.0	42.0	113.0
15th	IVB 911	Rayne Duff	Male	Virgin Islands (British)	8.0	10.0	16.0	10.0	12.0	8.0	5.0	69.0
16th	URU 403	Nicolás Radovitzky	Male	Uruguay	4.0	9.0	2.0	14.0	11.0	14.0	21.0	75.0
17th	USA 19162	Anaclare Sole	Female	United States	1.0	24.0	12.0	6.0	9.0	3.0	41.0	96.0
18th	USA 17553	Luke Ingalls	Male	United States	4.0	60.0 BFD	28.0	9.0	18.0	11.0	1.0	131.0
19th	PER 286	Mauro Pretto	Male	Peru	47.0	7.0	29.0	6.0	6.0	11.0	12.0	118.0
20th	ARG 3345	Facundo Monaco	Male	Argentina	18.0	19.0	6.0	33.0	5.0	14.0	13.0	108.0
21st	AUS 1414	Otto Henry	Male	Australia	40.0	15.0 DPI2	8.0	4.0	10.0	1.0	44.0	122.0
22nd	ARG 3493	Dante Cittadini	Male	Argentina	9.0	60.0 RET	28.0	2.0	31.0	7.0	3.0	140.0
23rd	ISV 720	Teddy Nicolosi	Male	Virgin Islands (U.S.)	60.0 UFD	60.0 BFD	7.0	2.0	2.0	4.0	9.0	144.0
24th	USA 19631	Emma Cowles	Female	United States	6.0	13.0	31.0	13.0	18.0	20.0	17.0	118.0
25th	ECU 212	Ornella De iulio	Female	Ecuador	10.0	27.0	36.0	7.0	8.0	5.0 DSQ	31.0	124.0
26th	BRA 3757	João Tatsch	Male	Brazil	9.0	7.0	24.0	22.0	18.0	60.0 UFD	8.0	148.0
27th	ISV 937	Mateo Di Blasi	Male	Virgin Islands (U.S.)	12.0	24.0	41.0	16.0	27.0	11.0	2.0	133.0
28th	USA 17071	Connor Mraz	Male	United States	7.0	9.0	8.0	27.0	17.0	25.0	26.0	119.0
29th	CHI 208	Sebastián Ducasse	Male	Chile	16.0	11.0	43.0	7.0	14.0	30.0	14.0	135.0
30th	NZL 4366	Craig Keenan	Male	New Zealand	60.0 UFD	8.0	4.0	15.0	19.0	13.0	34.0	153.0
31st	CHI 226	Santiago Ugarte	Male	Chile	21.0	26.0	13.0	20.0	10.0	4.0	25.0	119.0

32nd	BRA 3579	Lucas Cardoso	Male		Brazil	11.0	9.0	10.0	60.0 UFD	22.0	14.0	30.0	156.0
33rd	BRA 3958	Diogo Zabeu	Male		Brazil	25.0	3.0	23.0	11.0	7.0	28.0	60.0 DNG	157.0
34th	BRA 3584	Henrique Santos	Male		Brazil	14.0	12.0	14.0	23.0	21.0	13.0	60.0 BFD	157.0
35th	ARG 3073	Francisco Villalba	Male		Argentina	26.0	8.0	21.0	14.0	23.0	7.0	38.0	137.0
36th	USA 19404	Severin Gramm	Male		United States	13.0	15.0	22.0	24.0	34.0	10.0	16.0	134.0
37th	USA 16897	Justin Callahan	Male		United States	34.0	18.0	30.0	4.0	9.0	6.0	46.0	147.0
38th	ARG 3176	Matias Exquiel Warenycia	Male		Argentina	20.0	17.0	17.0	54.0	15.0	21.0	11.0	152.0
39th	BRA 3881	Jose Godinho	Male		Brazil	43.0	5.0	20.0	28.0	36.0	1.0	15.0	148.0
40th	NZL 4386	Josh Armit	Male		New Zealand	46.0	10.0	17.0	43.0	3.0 DPI2	12.0	20.0	151.0
41st	BRA 3434	Matheus Oliveira	Male		Brazil	32.0	23.0	16.0	4.0	7.0	23.0	32.0	137.0
42nd	PER 304	Stefano Viale	Male		Peru	45.0	14.0	18.0	10.0	11.0	7.0	56.0	161.0
43rd	USA 20497	Alexander Gonzalez	Male		United States	21.0	6.0	27.0	26.0	13.0	16.0	28.0	137.0
44th	USA 19820	Sam Bruce	Male		United States	20.0	17.0	26.0	9.0	7.0	30.0	55.0	164.0
45th	ARG 3464	Elias Dalli	Male		Argentina	34.0	19.0	5.0	46.0	20.0	9.0	23.0	156.0
46th	MEX 857	Roberto Fabre	Male		Mexico	17.0	13.0	24.0	29.0	20.0	10.0	50.0	163.0
47th	USA 15436	Julia Johansson	Female		United States	3.0	21.0	35.0	12.0	20.0	47.0	24.0	162.0
48th	BRA 1429	Andrey Godoy	Male		Brazil	5.0	2.0	3.0	14.0	60.0 BFD	60.0 UFD	33.0	177.0
49th	USA 15112	Ricky Welch	Male		United States	12.0	14.0	14.0	28.0	36.0	22.0	27.0	153.0
50th	USA 18897	Connor Murphy	Male		United States	24.0	15.0	17.0	23.0	15.0	26.0	54.0	171.0
51st	COL 2552	Simon Gomez	Male		Colombia	13.0	16.0	43.0	3.0	8.0	48.0	39.0	170.0
52nd	ARG 3552	Camila Barletta	Female		Argentina	8.0	13.0	13.0	8.0	47.0	33.0	53.0	175.0
53rd	SUI 1571	Max Wallenberg	Male		Switzerland	42.0	19.0	52.0	8.0	9.0	16.0	35.0	181.0
54th	USA 16718	Maddie Hawkins	Female		United States	8.0	16.0	11.0	10.0	60.0 BFD	44.0	40.0	189.0
55th	USA 19289	Yumi Yoshiyasu	Female		United States	27.0	14.0	22.0	25.0	5.0	37.0	47.0	177.0
56th	NZL 4459	Sebastian Lardies	Male		New Zealand	19.0	27.0	10.0	32.0	28.0	15.0	48.0	179.0
57th	ISV 6	Christopher Sharpless	Male		Virgin Islands (U.S.)	14.0	12.0	30.0	46.0	23.0	12.0	49.0	186.0
58th	SUI 1668	Nicholas Davies	Male		Switzerland	44.0	18.0	19.0	30.0	17.0	15.0	45.0	188.0
59th	ISV 642	Mia Nicolosi	Female		Virgin Islands (U.S.)	7.0	60.0 BFD	15.0	5.0	16.0	48.0	60.0 BFD	211.0

Blue Flight

Sailed: 7, Discards: 1, To count: 6, Entries: 58, Scoring system: Appendix A

Rank	Sail Num.	Name	Gender	Country	Q1	Q2	Q3	Q4	Q5	Q6	F1	Total	
1st	USA 19187	Mariner Fagan	Male		United States	37.0	37.0	7.0 DPI2	9.0	43.0	12.0	0.0 FIN	145.0
2nd	GUA 98	Abner Hernandez	Male		Guatemala	60.0 UFD	2.0	12.0	13.0	35.0	41.0	0.0 FIN	163.0
3rd	CHI 443	Colomba Parodi	Female		Chile	15.0	5.0	6.0	60.0 BFD	60.0 BFD	17.0	0.0 FIN	163.0
4th	ISV 215	Robert Hunter	Male		Virgin Islands (U.S.)	18.0	32.0	26.0	18.0	17.0	24.0	0.0 FIN	135.0
5th	MEX 769	Andres Domenech Peralta	Male		Mexico	44.0	6.0	25.0	7.0	43.0	23.0	0.0 FIN	148.0
6th	ARG 3216	Juan Pablo Cardozo	Male		Argentina	26.0	12.0	15.0	22.0	30.0	38.0	0.0 FIN	143.0
7th	BRA 3738	Andre Fiuza	Male		Brazil	21.0	10.0	29.0	34.0	29.0	17.0	0.0 FIN	140.0

8th	MEX 788	Carlos Sainz Meza	Male		Mexico	27.0	60.0 BFD	25.0	16.0	11.0	27.0	0.0 FIN	166.0
9th	MEX 744	Keyla Darani Hernandez Oviedo	Female		Mexico	37.0	60.0 BFD	27.0	15.0	19.0	9.0	0.0 FIN	167.0
10th	ARG 3553	Nicolas Fidalgo	Male		Argentina	30.0	33.0	18.0	19.0	8.0	35.0	0.0 FIN	143.0
11th	IVB 1701	Thad Lettsume	Male		Virgin Islands (British)	15.0	30.0	19.0	32.0	12.0	45.0	0.0 FIN	153.0
12th	NZL 4465	William Shapland	Male		New Zealand	23.0	40.0	3.0	17.0	28.0	49.0	0.0 FIN	160.0
13th	BRA 3321	Daniela Luz	Female		Brazil	26.0	23.0	9.0	17.0	36.0	37.0	0.0 FIN	148.0
14th	CHI 460	Sebastián Fuenzalida	Male		Chile	22.0	60.0 BFD	50.0	24.0	13.0	3.0	0.0 FIN	172.0
15th	PER 301	Alejandro Mago	Male		Peru	11.0	25.0	60.0 DSQ	35.0	26.0	15.0	0.0 FIN	172.0
16th	MEX 707	Álvaro Vásquez	Male		Mexico	32.0	34.0	20.0	32.0	24.0	5.0	0.0 FIN	147.0
17th	USA 15510	Nico Martin	Male		United States	51.0	18.0	11.0	36.0	16.0	32.0	0.0 FIN	164.0
18th	BRA 3858	Breno Kneipp	Male		Brazil	28.0	21.0	10.0	29.0	60.0 BFD	26.0	0.0 FIN	174.0
19th	ISV 224	Julian Van Den Driessche	Male		Virgin Islands (U.S.)	13.0	39.0	38.0	29.0	15.0	19.0	0.0 FIN	153.0
20th	MEX 671	Milton E. Reyes	Male		Mexico	9.0	3.0	60.0 DNC	60.0 UFD	14.0	32.0	0.0 FIN	178.0
21st	BRA 3699	Thomas Roth	Male		Brazil	30.0	31.0	15.0	20.0	27.0	26.0	0.0 FIN	149.0
22nd	USA 19626	Michael Pinto	Male		United States	6.0	16.0	37.0	21.0	39.0	42.0	0.0 FIN	161.0
23rd	SUI 1550	Jannik Brunner	Male		Switzerland	23.0	28.0	28.0	19.0	31.0	22.0	0.0 FIN	151.0
24th	USA 20351	Christian Cyrul	Male		United States	38.0	29.0	38.0	12.0	14.0	28.0	0.0 FIN	159.0
25th	URU 347	Hernán Umpierre	Male		Uruguay	54.0	28.0	18.0	19.0	34.0	23.0	0.0 FIN	176.0
26th	CHI 112	Lucas Oyaneder	Male		Chile	37.0	43.0	35.0	41.0	4.0	6.0 DPI2	0.0 FIN	166.0
27th	PER 307	Patricio Alarco	Male		Peru	43.0	22.0	12.0	36.0	29.0	24.0	0.0 FIN	166.0
28th	USA 19825	Soenke Jordan	Male		United States	30.0	22.0	20.0	38.0	13.0	40.0	0.0 FIN	163.0
29th	CHI 617	Alfredo Urzúa	Male		Chile	16.0	15.0 DPI2	53.0	18.0	46.0	28.0	0.0 FIN	176.0
30th	ARG 3316	Ivan Luppi	Male		Argentina	50.0	60.0 DNC	6.0	25.0	16.0	27.0	0.0 FIN	184.0
31st	URU 216	Gonzalo Sader	Male		Uruguay	23.0	34.0	26.0	40.0	25.0	16.0	0.0 FIN	164.0
32nd	AHO 69	Nathan Smith	Male		Netherlands Antilles	28.0	20.0	24.0	30.0	23.0	33.0	0.0 FIN	158.0
33rd	MEX 819	Alex Torres Rinaldelli	Male		Mexico	2.0	49.0	43.0	24.0	38.0	19.0	0.0 FIN	175.0
34th	BRA 3396	Esther Wollner	Female		Brazil	45.0	29.0	13.0	36.0	21.0	27.0	0.0 FIN	171.0
35th	BRA 3551	Luiz Correia	Male		Brazil	27.0	17.0	41.0	15.0	33.0	34.0	0.0 FIN	167.0
36th	CHI 711	Benjamín Molina	Male		Chile	52.0	15.0	40.0	21.0	19.0	31.0	0.0 FIN	178.0
37th	ARG 3567	Octavio Dorbessan	Male		Argentina	19.0	23.0	31.0	35.0	32.0	21.0	0.0 FIN	161.0
38th	NZL 4374	Xanthe Copeland	Female		New Zealand	35.0	32.0	7.0	41.0	26.0	29.0	0.0 FIN	170.0
39th	URU 346	Juan Francisco Pirone	Male		Uruguay	31.0	22.0	21.0	31.0	25.0	39.0	0.0 FIN	169.0
40th	ARG 3554	Juan Ignacio Queirel	Male		Argentina	43.0	60.0 DSQ	11.0	11.0	60.0 BFD	6.0	0.0 FIN	191.0
41st	BRA 3612	Caio Soares	Male		Brazil	15.0	36.0	45.0	21.0	24.0	35.0	0.0	176.0

												FIN	
42nd	PER 215	Esteban Montalbetti	Male		Peru	12.0	60.0 BFD	31.0	16.0	33.0	41.0	0.0	193.0
43rd	BRA 3634	Guilherme Plentz	Male		Brazil	24.0	34.0	23.0	26.0	29.0	31.0	0.0	167.0
44th	PER 285	Florencia Chiarella	Female		Peru	51.0	25.0	47.0	11.0	42.0	10.0	0.0	186.0
45th	JPN 3159	Yoshihiro Hanada	Male		Japan	17.0	21.0	34.0	42.0	45.0	22.0	0.0	181.0
												FIN	
46th	BRA 3945	Erik Hoffmann	Male		Brazil	53.0	26.0	14.0	23.0	35.0	39.0	0.0	190.0
47th	MEX 800	Juan Pablo Rivas	Male		Mexico	36.0	4.0	27.0	39.0	52.0	32.0	0.0	190.0
48th	MEX 768	Bruno Aloi Timeus Hernandez	Male		Mexico	6.0	41.0	29.0	17.0	56.0	50.0	0.0	199.0
49th	ECU 438	Chiara Perotti	Female		Ecuador	25.0	41.0	22.0	37.0	21.0	49.0	0.0	195.0
												FIN	
50th	SUI 1582	Jann Schüpbach	Male		Switzerland	33.0	33.0	23.0	28.0	32.0	46.0	0.0	195.0
												FIN	
51st	BRA 3637	Ian Paim	Male		Brazil	48.0	44.0	5.0	40.0	39.0	25.0	0.0	201.0
												FIN	
52nd	PER 224	María Pia Van Oordt	Female		Peru	44.0	38.0	33.0	33.0	30.0	20.0	0.0	198.0
												FIN	
53rd	ARG 3434	Marina Rodriguez Castelli	Female		Argentina	19.0	60.0 BFD	21.0	48.0	37.0	33.0	0.0	218.0
54th	CAN 1493	David Sapp	Male		Canada	38.0	42.0	34.0	20.0	60.0 BFD	24.0	0.0	218.0
55th	MEX 858	Sofia Fabre	Female		Mexico	11.0	55.0	60.0 DNG	35.0	45.0	13.0	0.0	219.0
												FIN	
56th	PER 314	Diana Tudela	Female		Peru	35.0	31.0	39.0	22.0	38.0	34.0	0.0	199.0
												FIN	
57th	JPN 3218	Kaito Kondo	Male		Japan	24.0	60.0 BFD	33.0	25.0	25.0	53.0	0.0	220.0
58th	URU 268	Felix Leborgne	Male		Uruguay	47.0	39.0	34.0	27.0	43.0	18.0	0.0	208.0
												FIN	

Red Flight

Sailed: 7, Discards: 1, To count: 6, Entries: 58, Scoring system: Appendix A

Rank	Sail Num.	Name	Gender	Country	Q1	Q2	Q3	Q4	Q5	Q6	F1	Tota	
1st	MEX 879	Jose Aguilera Palacios	Male		Mexico	40.0	28.0	45.0	33.0	22.0	38.0	0.0	206.0
												FIN	
2nd	ECU 777	Rafaela Rizzo	Female		Ecuador	52.0	30.0	39.0	31.0	28.0	34.0	0.0	214.0
												FIN	
3rd	URU 402	Martin Radovitzky	Male		Uruguay	45.0	29.0	32.0	30.0	50.0	31.0	0.0	217.0
												FIN	
4th	JPN 3283	Narimi Murase	Male		Japan	56.0	38.0	37.0	34.0	22.0	38.0	0.0	225.0
												FIN	
5th	NZL 4534	Jordan Stevenson	Male		New Zealand	52.0	27.0	32.0	39.0	37.0	35.0	0.0	222.0
												FIN	
6th	CHI 207	Josefina Ducasse	Female		Chile	34.0	44.0	19.0	49.0	47.0	29.0	0.0	222.0
												FIN	
7th	PER 322	Frances Wieland	Female		Peru	54.0	35.0	36.0	47.0	35.0	21.0	0.0	228.0
												FIN	
8th	MEX 841	Uri Barajas Cicourel	Male		Mexico	32.0	20.0	41.0	39.0	51.0	46.0	0.0	229.0
												FIN	
9th	MEX 781	Mariano Botello Beja	Male		Mexico	48.0	60.0 BFD	39.0	38.0	24.0	30.0	0.0	239.0
												FIN	
10th	PER 306	Matias Mufarech	Male		Peru	47.0	26.0	30.0	37.0	39.0	54.0	0.0	233.0
												FIN	
11th	MEX 892	Carlos Daniel Romero Ramon	Male		Mexico	22.0	51.0	53.0	56.0	26.0	29.0	0.0	237.0
												FIN	
12th	MEX 859	Martin Fabre	Male		Mexico	20.0	47.0	50.0	52.0	31.0	36.0	0.0	236.0
												FIN	
13th	CAN	Nicholas O'Brien	Male		Canada	29.0	32.0	36.0	45.0	60.0	42.0	0.0	244.0
												FIN	

	1594									BFD		FIN	
14th	MEX 821	Laura Monserrat Reynoso Zuñiga	Female		Mexico	48.0	20.0	44.0	46.0	30.0	47.0	0.0 FIN	235.0
15th	MEX 880	Monica Daniela Rivas	Female		Mexico	31.0	24.0	58.0	44.0	41.0	50.0	0.0 FIN	248.0
16th	URU 398	Pedro Armendariz	Male		Uruguay	58.0	46.0	32.0	34.0	38.0	40.0	0.0 FIN	248.0
17th	URU 313	Tomás Bordaberry	Male		Uruguay	49.0	45.0	42.0	60.0 UFD	40.0	18.0	0.0 FIN	254.0
18th	MEX 855	Iker Loza Ramirez	Male		Mexico	18.0	33.0	53.0	50.0	41.0	55.0	0.0 FIN	250.0
19th	BRA 3319	Fernanda Blyth	Female		Brazil	39.0	37.0	52.0	50.0	34.0	37.0	0.0 FIN	249.0
20th	MEX 796	Mateo Maldonado Cerdera	Male		Mexico	59.0	49.0	37.0	54.0	40.0	20.0	0.0 FIN	259.0
21st	BRA 3888	Marina Hutzler	Female		Brazil	29.0	43.0	33.0	49.0	47.0	51.0	0.0 FIN	252.0
22nd	ARG 3177	Mara Victoria Castaño	Female		Argentina	46.0	60.0 BFD	35.0	42.0	42.0	36.0	0.0 FIN	261.0
23rd	MEX 756	Carlota Alonso	Female		Mexico	39.0	25.0	44.0	51.0	44.0	52.0	0.0 FIN	255.0
24th	MEX 771	Maria De la Madrid	Female		Mexico	17.0	46.0	48.0	57.0	53.0	40.0	0.0 FIN	261.0
25th	COL 58	Camilo Chaparro	Male		Colombia	35.0	60.0 BFD	47.0	31.0	48.0	43.0	0.0 FIN	264.0
26th	MEX 865	Paolo Alonso	Male		Mexico	25.0	50.0	56.0	27.0	50.0	56.0	0.0 FIN	264.0
27th	CAN 1546	Eric Omielan	Male		Canada	42.0	47.0	25.0	48.0	56.0	46.0	0.0 FIN	264.0
28th	JPN 3224	Shue Shiinoki	Male		Japan	56.0	45.0	38.0	43.0	44.0	39.0	0.0 FIN	265.0
29th	MEX 888	Maria Jose Porter Mollo	Female		Mexico	46.0	58.0	42.0	45.0	33.0	48.0	0.0 FIN	272.0
30th	USA 1616	Stephen Streater	Male		United States	42.0	60.0 BFD	40.0	55.0	41.0	36.0	0.0 FIN	274.0
31st	AHO 66	Darius Berenos	Male		Netherlands Antilles	31.0	53.0	49.0	43.0	49.0	43.0	0.0 FIN	268.0
32nd	ECU 493	Aldo Paladines	Male		Ecuador	41.0	54.0	55.0	26.0	51.0	45.0	0.0 FIN	272.0
33rd	CAN 1599	Michael Magi	Male		Canada	50.0	35.0	54.0	44.0	37.0	51.0	0.0 FIN	271.0
34th	CAN 1335	Kieran Mckee	Male		Canada	41.0	30.0	51.0	50.0	53.0	47.0	0.0 FIN	272.0
35th	CAN 1482	Justin Yuen	Male		Canada	41.0	52.0	40.0	51.0	46.0	41.0	0.0 FIN	271.0
36th	GUA 97	Guillermo Santos	Male		Guatemala	33.0	31.0	54.0	55.0	48.0	56.0	0.0 FIN	277.0
37th	MEX 958	Mariana Guzman Casas	Female		Mexico	50.0	60.0 BFD	42.0	48.0	32.0	49.0	0.0 FIN	281.0
38th	URU 409	Francisca Volpe	Female		Uruguay	36.0	60.0 BFD	55.0	44.0	42.0	45.0	0.0 FIN	282.0
39th	IVB 864	Nathan Haycraft	Male		Virgin Islands (British)	33.0	48.0	46.0	41.0	60.0 BFD	55.0	0.0 FIN	283.0
40th	ARG 3212	Julia Fionda	Female		Argentina	29.0	42.0	48.0	53.0	60.0 BFD	53.0	0.0 FIN	285.0
41st	ECU 1203	Maria Pilar Grunauer	Female		Ecuador	54.0	60.0 DNG	46.0	45.0	27.0	55.0	0.0 FIN	287.0
42nd	MEX 926	Nicolás Marcos Navarro	Male		Mexico	60.0 DNG	36.0	49.0	40.0	60.0 DNC	44.0	0.0 FIN	289.0
43rd	MEX 950	Jeronimo Guzman Casas	Male		Mexico	38.0	56.0	55.0	37.0	46.0	54.0	0.0 FIN	286.0
44th	MEX 774	Manuel Sánchez Paniagua	Male		Mexico	40.0	48.0	50.0	58.0	48.0	44.0	0.0 FIN	288.0
45th	CHI 811	Agustín Molina	Male		Chile	14.0	53.0	54.0	53.0	60.0 BFD	57.0	0.0 FIN	291.0
46th	CAN 1607	Madeline Gillis	Female		Canada	39.0	50.0	44.0	49.0	50.0	54.0	0.0 FIN	286.0

47th	CAN 1627	Maxime Amyot	Male	 Canada	55.0	52.0	45.0	53.0	40.0	43.0	0.0 FIN	288.0
48th	URU 396	Antonio Garcia	Male	 Uruguay	28.0	60.0 BFD	56.0	38.0	55.0	57.0	0.0 FIN	294.0
49th	BRA 3558	Rafaela Salles	Female	 Brazil	36.0	51.0	47.0	54.0	52.0	51.0	0.0 FIN	291.0
50th	CHI 228	Andrés Ugarte	Male	 Chile	53.0	40.0	51.0	47.0	49.0	50.0	0.0 FIN	290.0
51st	BRA 3364	Luiza Gregorio	Female	 Brazil	49.0	60.0 BFD	48.0	54.0	44.0	52.0	0.0 FIN	307.0
52nd	GUA 93	Matias Rosenberg	Male	 Guatemala	49.0	55.0	46.0	56.0	45.0	52.0	0.0 FIN	303.0
53rd	URU 404	Joaquín Radovitzky	Male	 Uruguay	57.0	54.0	51.0	52.0	49.0	42.0	0.0 FIN	305.0
54th	URU 424	Paz Kerschen	Female	 Uruguay	51.0	35.0	59.0	47.0	57.0	60.0 DNC	0.0 FIN	309.0
55th	URU 386	Alejandra Alvira	Female	 Uruguay	60.0 UFD	60.0 DNE	49.0	52.0	54.0	53.0	0.0 FIN	328.0
56th	CHI 206	Sophie Robertson	Female	 Chile	55.0	60.0 BFD	52.0	55.0	51.0	60.0 DNC	0.0 FIN	333.0
57th	AHO 10	Bas van der Gulik	Male	 Netherlands Antilles	53.0	60.0 BFD	57.0	59.0	54.0	56.0	0.0 FIN	339.0
58th	URU 425	Sol Kerschen	Female	 Uruguay	55.0	57.0	57.0	57.0	55.0	57.0	0.0 FIN	338.0

Sailwave Scoring Software 2.16.7
www.sailwave.com

<http://www.vallartayachtclub.org>
office@vallartayachtclub.org

<http://www.optinam2014.org>
chair@optinam2014.org

