



































Overall Results - Optimist Boys Overall Gold

Optimist Boys

POS	SAIL NUMBER	NAME	NETT	TOTAL	Q1	Q2	Q3	Q4	Q5	Q6	Q7	F1	F2	F3
1	 ITA 8917	 Alex Demurtas	71.0	93.0	2	17	9	19	14	3	1	2	(22)	4
2	 ESP 2957	 David Santacruce	76.0	152.0	6	8	1	11	(76) BFD	15	11	1	5	18
3	 ITA 8955	 Lorenzo Pezzilli	79.0	98.0	15	3	3	18	(19)	2	7	15	14	2
4	 FRA 2732	 Andréa Manhes	79.0	149.0	19	9	2	7	8	12	2	17	3	(70)
5	 TUR 5900	 Meriç Erdagli	93.0	120.0	9	9	23	13	2	7	4	14	12	(27)
6	 ESP 2944	 Antonio Villalón	102.0	149.0	12	(47)	14	2	7	4	25	6	10	22
7	 GER 1311	 Caspar Ilgenstein	106.0	182.0	1	4	15	18	(76) BFD	9	3	9	9	38
8	 ESP 2803	 Javier Ojeda	106.0	143.0	26	5	(37)	4	11	5	18	4	2	31
9	 IRL 1594	 Sam Ledoux	115.0	191.0	4	13	21	1	3	18	(76) UFD	8	23	24
10	 USA 21325	 Cort Snyder	124.0	180.0	(56)	6	47	5	6	14 SP	6	3	17	20
11	 ITA 9015	 Pietro Paolo Orofino	125.0	154.0	14	22	17	3	(29)	9	16	13	19	12
12	 ARG 3675	 Tadeo Funes de Rioja	127.0	191.0	3	20	9	14	4	22	22	20	(64)	13
13	 ESP 2839	 Yago Barca	130.0	176.0	(46)	14	14	2	1	3	33	26	16	21
14	 GRE 755	 Theofanis Zisis	134.0	210.0	3	11	3	3	(76) BFD	57	35	12	7	3
15	 TUR 9018	 Can Ertürk	140.0	173.0	13	25	17	12	2	14	4	23	30	(33)
16	 USA 22282	 Connor Boland	142.0	191.0	2	26	16	28	42	8	3	7	(49)	10



Overall Results - Optimist Boys Overall Gold

Optimist Boys

POS	SAIL NUMBER	NAME	NETT	TOTAL	Q1	Q2	Q3	Q4	Q5	Q6	Q7	F1	F2	F3
17	AUS 1766	Linus Talacko	144.0	201.0	9	6	4	8	10	17	34	(57)	28	28
18	SUI 1829	Simon Mille	154.0	230.0	1	1	22	47	(76) BFD	18	29	10	25	1
19	SWE 4729	Hampus Ljungberg	161.0	237.0	44	2	6	34	(76) BFD	12	2	39	13	9
20	TUR 1283	Alp Namdar	162.0	207.0	(45)	15	42	10	3	7	14	19	29	23
21	GBR 6521	Santiago Sesto Cosby	163.0	209.0	16	16	31	24	21	2	5	16	32	(46)
22	CRO 1230	Tin Fike	167.0	217.0	4	5	24	9	43	11	7	43	21	(50)
23	BRA 3334	Alvaro Alvarez	168.0	203.0	26	29	18	10	9	16	20	22	18	(35)
24	HUN 1331	Attila Tóth	174.0	228.0	10	7	1	27	43	16	1	21	(54)	48
25	ARG 3684	Juan Cruz Albamonte	181.0	254.0	39	41	25	24	4	1	9	37	1	(73)
26	BRA 4013	Gustavo Glimm	190.0	228.0	21	33	29	17	24	22	33	(38)	6	5
27	ISR 22	Ori Schroit	190.0	248.0	38	27	6	32	13	8	18	11	37	(58)
28	IRL 1607	Johnny Flynn	194.0	266.0	33	15	11	6	12	10	20	36	(72)	51
29	TUR 9019	Kuzey Kumlali	195.0	256.0	53	43	5	1	53	5	5	(61)	11	19
30	GRE 1326	Anastasios Gkaripis	196.0	249.0	35	(53)	50	8	11	10	24	24	4	30
31	SUI 1864	Maxim Dneprov	202.0	247.0	43	31	8	12	13	(45)	17	45	8	25
32	SLO 1212	Daniel Cante	209.0	285.0	(76) BFD	7	22	14	1	6	31	48	33	47
33	POL 1943	Rafal Pogorzelski	209.0	271.0	42	(62)	7	5	22	13	25	62	26	7
34	POL 2177	Patryk Chelkowski	212.0	271.0	37	10	(59)	16	32	46	6	25	24	16
35	SWE 4099	Jonatan Röijer	216.0	269.0	47	14	24	9	34	30	15	28	15	(53)



Overall Results - Optimist Boys Overall Gold

Optimist Boys

POS	SAIL NUMBER	NAME	NETT	TOTAL	Q1	Q2	Q3	Q4	Q5	Q6	Q7	F1	F2	F3
36	GER 1315	Meier Michael	218.0	294.0	32	2	19	(76) UFD	27	21	15	40	47	15
37	HUN 2005	Levente Borda	220.0	268.0	7	18	19	30	31	19	8	46	(48)	42
38	UKR 2919	Yurii Gumenko	230.0	276.0	41	(46)	8	7	10	21	30	35	39	39
39	GRE 2846	Stefanos Tsakos	230.0	306.0	8	13	31	42	(76) BFD	17	29	27	31	32
40	AUS 1748	Finn McMahon	236.0	296.0	5	1	(60)	29	19	11	60	47	50	14
41	SWE 4766	Malcolm Björsson	236.0	299.0	5	10	47	33	17	48	23	(63)	36	17
42	DEN 8617	Carl Emil Sloth	237.0	289.0	38	34	12	13	30	27	10	31	42	(52)
43	FIN 1088	Lasse Lindell	254.0	330.0	(76) DNF	16	27	44	27	37	21	56	20	6
44	POR 2606	Miguel Sancho	259.0	322.0	14	37	43	23	5	23	39	41	34	(63)
45	GRE 1028	Iason Valiadis	260.0	336.0	51	30	29	39	15	14	(76) DNF	33	41	8
46	NED 3356	Ties Wijbinga	260.0	322.0	34	21	12	15	14	41	43	34	46	(62)
47	SWE 4770	Oscar Löfgren	262.0	315.0	20	38	26	21	15	20	26	(53)	52	44
48	NED 3295	Olaf Ganzevles	265.0	323.0	44	4	(58)	45	17	1	32	52	44	26
49	NED 3364	Joep van Munster	269.0	345.0	36	(76) DNF	42	4	5	40	11	65	55	11
50	CRO 1220	Tristan Tol	277.0	345.0	6	3	60	66	55	33	12	5	(68)	37
51	BEL 1179	Brecht Zwaenepoel	282.0	348.0	60	58	41	32	16	4	10	32	(66)	29
52	FRA 2730	Pier-Paolo Dean	294.0	356.0	28	48	34	38	22	32	8	50	(62)	34
53	POR 2277	Sebastião Ramirez	301.0	377.0	15	20	4	23	(76) BFD	13	27	68	63	68
54	IRL 1558	Nathan Van Steenberge	304.0	371.0	30	22	45	26	7	53	9	(67)	67	45



Overall Results - Optimist Boys Overall Gold

Optimist Boys

POS	SAIL NUMBER	NAME	NETT	TOTAL	Q1	Q2	Q3	Q4	Q5	Q6	Q7	F1	F2	F3
55	AUS 1685	Finley Scade	306.0	379.0	25	21	56	15	8	44	19	51	(73)	67
56	NED 3231	Bart Dieperink	306.0	382.0	31	12	38	11	37	27	64	30	56	(76) UFD
57	NED 3234	Adriaan Ouwerkerk	317.0	383.0	7	19	51	45	6	29	51	(66)	43	66
58	ARG 3750	Facundo Martin Guaglianone	317.0	387.0	17	40	30	20	26	34	37	59	(70)	54
59	BUL 24	Martin Gerov	324.0	394.0	19	25	33	21	38	20	40	(70)	59	69
60	BRA 3885	Roberto Cardoso Filho	325.0	397.0	24	57	15	6	12	49	62	(72)	35	65
61	NZL 4582	George Pilkington	325.0	384.0	(59)	24	16	27	28	54	55	29	51	41
62	ISR 76	Yuval Bar Noon	326.0	390.0	23	29	39	48	42	52	17	(64)	40	36
63	IRL 1608	Rocco Wright	330.0	406.0	47	12	58	30	16	24	45	(76) DSQ	27	71
64	HUN 1178	Mátyás Verebély	333.0	409.0	34	63	7	31	(76) BFD	32	13	18	76 BFD	59
65	GBR 6398	Jamie Gatehouse	336.0	392.0	12	45	37	52	29	39	42	42	38	(56)
66	NED 3321	Daan Boekholt	342.0	399.0	49	23	28	46	23	(57)	34	54	45	40
67	GBR 6425	Nicholas Evans	344.0	413.0	30	50	52	19	37	38	14	44	(69)	60
68	LAT 71	Eduards Mucins	354.0	420.0	(66)	40	5	38	26	33	44	60	65	43
69	DEN 8621	Victor Melchior	355.0	428.0	54	23	53	22	31	28	27	(73)	53	64
70	NOR 3981	Emil Forslund	360.0	436.0	22	38	43	54	21	50	22	49	(76) DNF	61
71	NZL 4680	Lucas Day	361.0	418.0	8	28	35	51	46	53	36	55	(57)	49
72	JPN 3335	Sora Okada	366.0	438.0	17	34	46	17	20	(72)	31	71	58	72
73	HUN 1343	Sámuel János Zolnai	372.0	448.0	10	44	49	16	(76) BFD	51	26	58	61	57



Overall Results - Optimist Boys Overall Gold

Optimist Boys

POS	SAIL NUMBER	NAME	NETT	TOTAL	Q1	Q2	Q3	Q4	Q5	Q6	Q7	F1	F2	F3
74	GBR 6098	George Creasy	381.0	455.0	41	61	21	33	38	44	28	(74)	60	55
75	DEN 8573	Johan Ole Henriksen	398.0	474.0	35	8	56	43	33	26	57	69	71	(76) UFD





Overall Results - Optimist Boys Overall Silver

Optimist Boys

POS	SAIL NUMBER	NAME	NETT	TOTAL	Q1	Q2	Q3	Q4	Q5	Q6	Q7	F1	F2	F3
1	NED 3352	Hidde van der Meer	240.0	316.0	36	(76) DNF	11	52	18	42	53	17	7	4
2	RUS 727	Alexander Minibaev	247.0	314.0	29	42	39	(67)	62	23	28	5	8	11
3	SLO 811	Valentin Štravs	251.0	304.0	40	42	48	(53)	45	30	36	6	1	3
4	ISR 120	Keren Quartier La Tente	266.0	342.0	37	30	33	40	(76) BFD	56	63	4	2	1
5	SUI 1778	Clément Guignard	266.0	342.0	(76) BFD	44	10	43	76 BFD	34	13	16	11	19
6	POL 1949	Jacek Kalinowski	268.0	318.0	(50)	39	20	25	36	41	50	15	18	24
7	AUT 1255	Paul Kropfitsch	274.0	328.0	24	46	32	22	36	(54)	45	11	17	41
8	DEN 8555	August Bredtoft	274.0	329.0	16	24	(55)	48	40	35	52	34	12	13
9	GER 1065	Jonas Mager	277.0	353.0	33	58	13	29	(76) BFD	29	46	21	36	12
10	ITA 9154	Kim Magnani	284.0	360.0	11	33	36	65	51	(76) DSQ	41	8	37	2
11	POR 2570	Filipe Lopes	284.0	360.0	48	32	23	44	58	46	16	3	(76) BFD	14
12	NZL 4702	Robbie Wooldridge	286.0	358.0	40	57	(72)	46	18	15	44	28	22	16
13	SLO 758	Svit Dujmovic Šterpin	289.0	365.0	18	31	44	50	(76) BFD	35	60	20	5	26
14	AUT 1053	Florian Kroemer	294.0	370.0	(76) BFD	27	20	57	34	38	46	9	32	31
15	CRO 1196	Leon Scheidl	296.0	372.0	20	(76) BFD	32	58	49	31	19	1	76 BFD	10
16	BEL 1193	Otto Van den Bergh	301.0	377.0	39	(76) DNF	13	68	46	31	12	10	6	76 UFD



Overall Results - Optimist Boys Overall Silver

Optimist Boys

POS	SAIL NUMBER	NAME	NETT	TOTAL	Q1	Q2	Q3	Q4	Q5	Q6	Q7	F1	F2	F3
17	BEL 1176	Anders Bultynck	303.0	372.0	27	(69)	25	64	50	19	65	19	29	5
18	CAN 1572	Nicolas Boucher	305.0	368.0	55	54	2	(63)	35	59	35	7	50	8
19	SGP 4417	Josiah Tan	312.0	388.0	(76) BFD	17	38	56	45	55	49	2	44	6
20	ISR 186	Ori Elmakias	330.0	391.0	18	60	52	31	44	(61)	32	26	15	52
21	POL 2126	Gustaw Micinski	338.0	414.0	53	18	41	49	24	36	39	52	26	(76) DSQ
22	HKG 214	Thibault Minne	342.0	418.0	25	37	50	41	20	47	(76) DSQ	31	76 BFD	15
23	CAN 1405	Nathan Duffar-Calder	345.0	399.0	31	35	28	47	41	39	49	(54)	28	47
24	UKR 101	Oskar Madonich	350.0	409.0	49	51	27	37	25	52	38	36	35	(59)
25	USA 18509	Jack Solmo	357.0	433.0	58	48	63	28	(76) BFD	24	61	30	16	29
26	RUS 309	Ivan Zhilkin	364.0	433.0	28	52	46	49	35	(69)	67	57	9	21
27	UKR 157	Mykhailo Khasanov	366.0	428.0	(62)	60	61	20	33	60	38	44	25	25
28	FIN 1092	Kaapo Mättö	367.0	440.0	64	19	34	50	51	59	(73)	29	23	38
29	KUW 3112	Abdullah Alqassar	368.0	444.0	57	59	40	76 DNE	9	43	37	13	(76) BFD	34
30	CRO 1101	Roni Bobovnik	371.0	447.0	(76) BFD	76 BFD	26	26	76 BFD	40	30	18	57	22
31	SLO 411	Toni Bencic	372.0	436.0	63	41	40	60	50	(64)	47	40	13	18
32	LTU 555	Jonas Macevicius	381.0	457.0	29	52	54	35	(76) BFD	56	41	49	30	35
33	RUS 21	Maksym Bondar	383.0	459.0	65	53	18	39	25	62	(76) UFD	45	21	55
34	BUL 333	Todor Tuzlukov	384.0	460.0	11	43	45	59	60	43	23	24	(76) DNF	76 DNE
35	LAT 128	Karlis Dubra	386.0	454.0	52	45	(68)	55	59	48	50	50	20	7



Overall Results - Optimist Boys Overall Silver

Optimist Boys

POS	SAIL NUMBER	NAME	NETT	TOTAL	Q1	Q2	Q3	Q4	Q5	Q6	Q7	F1	F2	F3
36	SUI 1761	Benjamin Dufour	391.0	458.0	46	54	63	40	23	50	56	(67)	19	40
37	FIN 1093	Richard Diesen	392.0	468.0	67	51	62	56	(76) BFD	49	21	25	33	28
38	JPN 3330	Towa Hamada	398.0	461.0	42	62	59	34	28	(63)	47	60	3	63
39	FRA 2727	Jules Renaudeau	403.0	479.0	27	(76) DNF	10	61	59	65	64	39	14	64
40	SVK 18	Ondrej Szitás	405.0	470.0	52	32	51	36	44	60	(65)	58	40	32
41	NOR 3995	Erik Bøen	408.0	478.0	61	28	65	42	41	62	(70)	38	62	9
42	BEL 1191	Jack Damman	415.0	484.0	68	47	48	(69)	49	47	40	35	61	20
43	POR 2685	Ricardo Alves	417.0	493.0	60	49	49	25	(76) BFD	37	55	76 DSQ	10	56
44	CYP 78	Feodor Zoubovski	420.0	491.0	50	56	(71)	51	48	42	56	51	4	62
45	NED 3353	Peer Noordanus	421.0	497.0	(76) BFD	50	35	61	76 BFD	72	48	12	34	33
46	RUS 11	Danila Ivanov	429.0	505.0	22	(76) DNF	70	54	76 BFD	61	24	48	38	36
47	UKR 2091	Danylo Raichuk	431.0	501.0	23	(70)	67	41	47	25	59	66	60	43
48	FRA 2637	Antoine Mollet	433.0	509.0	13	(76) DNF	70	76 BFD	32	70	48	37	45	42
49	BUL 244	Georgi Manoilov	439.0	508.0	54	63	65	(69)	55	25	54	41	65	17
50	AZE 111	Murad Haji-Zada	447.0	519.0	21	61	(72)	53	48	51	67	55	42	49
51	AZE 109	Ismayil Kerimov	447.0	523.0	62	(76) DNF	36	57	52	26	66	64	24	60
52	AZE 113	Murad Allahverdi	452.0	526.0	67	26	(74)	62	54	58	58	42	39	46
53	AZE 112	Murad Ismayilov	456.0	525.0	57	35	44	66	61	(69)	66	46	51	30
54	AUT 1351	Maximilian Heidkamp	459.0	535.0	(76) BFD	76 BFD	57	35	39	67	54	32	48	51



Overall Results - Optimist Boys Overall Silver

Optimist Boys

POS	SAIL NUMBER	NAME	NETT	TOTAL	Q1	Q2	Q3	Q4	Q5	Q6	Q7	F1	F2	F3
55	BUL 240	Daniel Yordanov	462.0	538.0	(76) BFD	68	66	36	76 DSQ	28	53	14	76 DNF	45
56	LTU 628	Rimvydas Mazunavicius	462.0	530.0	66	67	53	58	39	(68)	62	59	31	27
57	LAT 68	Ricards Mucins	469.0	545.0	64	55	62	37	(76) BFD	68	76 DSQ	27	41	39
58	SGP 3496	Theodore Luke Lau	472.0	548.0	(76) BFD	36	54	65	56	55	61	22	55	68
59	LTU 50	Vykintas Mizgiris	477.0	553.0	61	(76) DNF	64	55	40	67	63	47	27	53
60	KUW 3113	Ali Alfailkawi	477.0	553.0	45	64	55	62	(76) BFD	45	43	53	52	58
61	CZE 814	Šimon Jurecka	483.0	559.0	63	49	30	64	53	58	51	61	(76) BFD	54
62	CZE 812	Ondrej Šindelka	487.0	563.0	43	11	69	70	57	66	59	43	(76) BFD	69
63	EST 239	Rico Robert Alliksoon	491.0	564.0	59	39	69	(73)	57	70	69	33	47	48
64	CAN 1287	Aidan Dennis	502.0	578.0	32	(76) DNF	66	59	76 BFD	63	68	23	58	57
65	EST 204	Siim Siimson	505.0	578.0	68	56	(73)	70	58	64	42	65	59	23
66	LAT 140	Emils Mikus Baskevics	515.0	588.0	56	66	67	67	47	(73)	57	62	43	50
67	CZE 827	Vojtech Tlapák	521.0	593.0	51	55	57	(72)	54	71	71	72	53	37
68	SVK 27	Matej Štefaniciak	547.0	623.0	48	36	68	71	(76) BFD	65	71	68	54	66
69	NOR 3815	Sivert Andersen	547.0	623.0	65	59	73	72	(76) BFD	36	52	56	63	71
70	LTU 393	Laurynas Vilkas	557.0	633.0	(76) BFD	76 DNF	71	60	30	66	72	69	46	67
71	CZE 2051	Adam Rek	582.0	658.0	55	(76) DNF	61	68	52	73	58	63	76 BFD	76 UFD
72	EST 206	Pert Salundi	593.0	669.0	69	65	75	71	(76) BFD	74	68	71	56	44
73	SVK 541	Oliver Brestovský	595.0	671.0	58	(76) DNF	64	73	76 BFD	71	69	70	49	65



Overall Results - Optimist Boys Overall Silver

Optimist Boys

POS	SAIL NUMBER	NAME	NETT	TOTAL	Q1	Q2	Q3	Q4	Q5	Q6	Q7	F1	F2	F3
74 1	EST 202	Angus Aarna-Ant	616.0	692.0	69	(76) DNF	75	63	56	74	72	73	64	70
75	SVK 654	Leo Slosiar	624.0	700.0	70	(76) DNF	74	74	60	75	70	74	66	61